

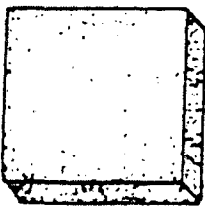
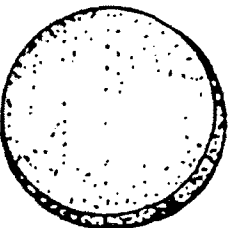
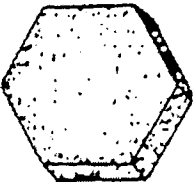
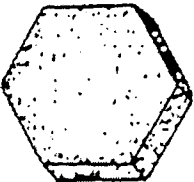


Retail

Lawn & Garden

Item	Size Thickness Width	Weight Each	No. per pallet	No. per sq. ft.	Color(s)	
	1 5/8" x 8" x 16" Slab	14 lbs	240	1.13	Gray	1.50
					Red Tan	
	2" x 12" x 24" Rectangle	44 lbs	60	.50	Gray	6.00
					Red Tan	
	2" x 12" x 12" Square	22 lbs	120	1	Gray Red Tan	2.40
	2" x 16" x 16" Square	39 lbs	40	.56	Gray	6.00
					Red Tan	
	2" x 18" x 18" Square	51 lbs	40	.44	Gray	6.45
					Red Tan	
2" x 24" x 24" Square	92 lbs	20	.25	Gray	12.25	
				Red Tan		
	2" x 12" dia Round	18 lbs	120	1	Gray Red Tan	2.40
	2" x 18" dia Round	40 lbs	40	.44	Gray	6.15
					Red Tan	
2" x 24" dia Round	71 lbs	20	.25	Gray	10.60	
				Red Tan		
	2" x 14" Hexagon Flat to flat 12" Point to point 14"	20 lbs	120	1.15	Gray	2.99
					Red Tan	
	2" x 18" Hexagon Flat to flat 16" Point to point 18"	36 lbs	40	1	Gray	5.79
					Red Tan	

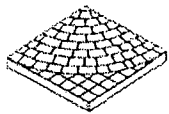
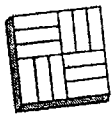

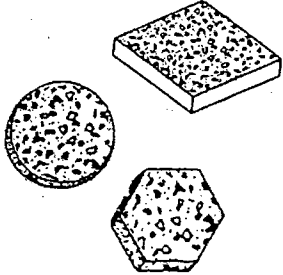






Many of our lawn & garden products are also available in the color black at the regular color price. Please inquire.




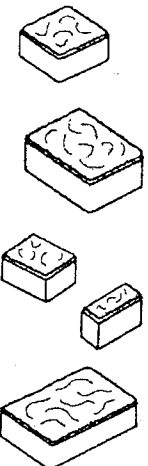



Retail

more lawn & garden.....

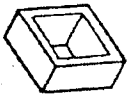



Item	Size Thickness Width	Weight Each	No. per pallet	No. per sq. ft.	Color(s)	
	2"x 18"x 18" Cobblestone	50 lbs	40	.44	Gray	5.55
					Red Tan Red/Black Tan/Brown	6.65
	2"x 18"x 18" Square Brick Pattern	50 lbs	40	.44	Gray	5.50
					Red Tan Red/Black Tan/Brown	6.65
	2"x 8"x 16" Brick Face Slab	19 lbs	180	1.13	Gray Red Tan Red/Black Tan/Brown	2.05
Exposed Aggregate 	2"x 12"x 12" Square	22 lbs	120	1	Gray	3.85
					Tan	3.95
	2"x 18"x 18" Square	54 lbs	40	.44	Gray	7.50
					Tan	8.50
	2"x 18" dia Round	41 lbs	40	.44	Gray	7.50
					Tan	7.60
	2"x 14" Hexagon	20 lbs	120	1.15	Gray	3.80
					Tan	3.95
	2"x 6"x 24" Garden Border	19 lbs	120	1 per 2 linear feet	Gray Red Tan	1.95
	2"x 6"x 24" 24" diameter circle Tree Ring	20 lbs	90	3 pcs per ring	Gray Red Tan	2.45
	2"x 6"x 30" 30" diameter circle Super Tree Ring	21 lbs	100	4 pcs per ring	Gray Red Tan	2.60
	Lawn Edger 4" x 4" x 12"	13 lbs	216	1 per linear foot	Gray Red Tan Red/Black Tan/Brown	1.90
	"399" Screen Block 4"x 12"x 12"	23 lbs	120	1	Gray Red Tan	2.50

Retail

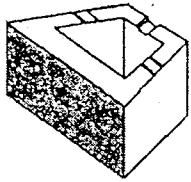
Pavers, Bricks & Sod Block

Item	Size Thickness Width	Weight Each	No. per pallet	No. per sq. ft.	Color(s)	
	Interlocking Paver 3 1/8" x 4" x 8"	8 lbs	360	4.5	Gray Red Tan Red/Black Tan/Brown	1.05
	Dublin Pavers <i>Square</i> 5.5" x 5.5" <i>Rectangle</i> 8.25" x 5.5" <i>"Twinkie" ~ Small Rectangle</i> 2 11/16" x 5 7/16" <i>"Brownie" ~ Jr. Rectangle</i> 4 1/16" x 5 7/16" <i>Giant Rectangle</i> 8 3/16" x 10 15/16"	Square 5 lbs	Square 432	Square 4.76	<i>All sizes come in these colors</i> Gray Red Tan Red/Black Tan/Brown	.75
		Rect. 9 lbs	Rect. 288	Rect. 3.17		1.05
		Twinkie 2.5 lbs	Twinkie 832	Twinkie 9.52		.35
		Brownie 4 lbs	Brownie 594	Brownie 6.55		.55
		Giant 16.5 lbs	Giant 160	Giant 1.59		2.25
	Holland Paver 2 1/4" x 4" x 8"	5 lbs	360	4.5	Gray Red Tan Red/Black Tan/Brown	.95
	Utility Brick 2 1/4" x 4" x 8"	4.5 lbs	540	4.5	Gray Red Tan	.55
	Sod Block <i>Soil Retention or Grass Paver</i> 18" Square & 3 1/2" thick	43 lbs	40	.44	Gray Tan	6.85

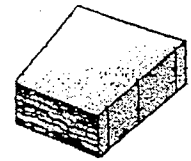
Decorative & functional


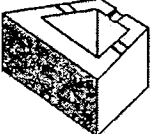

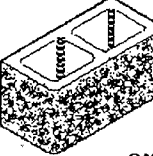

16" x 8" x 16" 	Planter Block	68 lbs	24	N.A.	Gray Red Tan	6.40
12" x 36" 	Reinforced Splash Block	77 lbs	30	N.A.	Gray	13.70
7" base, 5" high, 36" long 	Car Stop <i>not for parking lots</i>	82.5 lbs	21	N.A.	Gray	10.80
8" x 8" x 12" 	Pocket Block	52.5 lbs	60	N.A.	Gray	5.00

Retail




Retaining Wall

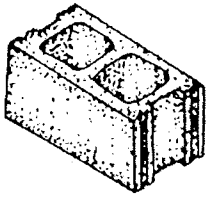


Item	Size Thickness Width	Weight Each	No. per pallet	No. per sq. ft.	Color(s)	3.90 Tumbled
 4" x 11"	Pyzique Retaining Wall Stone Fence	26 lbs	100	3	Gray	2.74
					Red Tan Red/Black Tan/Brown	2.99
 8" x 16"	Cuesta [Koo-ehs'-tah] Gravity Wall Block	60lbs	36	1.14	Gray	5.50
					Red Tan Red/Black Tan/Brown	6.00
 4" x 16"	Cuesta Cap This cap is split on both sides	42 lbs	48	2.3	Gray	4.70
					Red Tan Red/Black Tan/Brown	5.20
 8" x 8" x 16"	Cuesta Corner Cuesta walls can make right angle turns using this corner.	55 lbs	60	1.14	Gray	5.85
					Red Tan Red/Black Tan/Brown	6.60
 4" x 8" x 16" Tumbled	Quarry Stone This block has many uses outside of retaining wall	35 lbs	90	2.5	Gray	3.50
					Rust Charcoal Buff	3.90

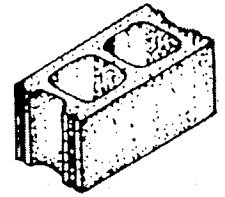
Tumbled Products


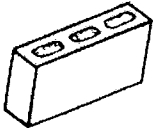


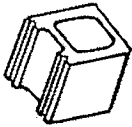
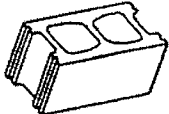
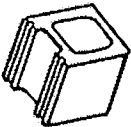
We can tumble many of our products. The products that are most commonly tumbled are retaining wall and pavers. The additional cost to tumble is \$1 per square foot. Please inquire about tumbled product and its availability.





Retail Structural Block



Item	Size Thickness Width	No. per pallet	Lightweight \$\$	Concrete \$\$
	2 1/4" x 8" x 16" Thick Slab	180	1.45	Product not stocked
	4" x 8" x 16"	150	1.72	1.52
	4" x 8" x 16" Solid	90	2.25	1.86
	6" x 8" x 16"	90	2.20	2.00
	6" x 8" x 8"	180	1.25	1.20
	8" x 8" x 16"	Lightweight ~90 Concrete ~75	2.76	2.50
	8" x 8" x 8"	180	1.65	1.40

Please ask about additional structural products. We stock a full line of regular structurals including "knock outs," "bond beams," 10" and 12" block. Special colors are available with additional costs. We also have "split-face" structural available in 8" block. Please inquire about pricing if you are interested in the rest of our structural line.